

Sensitivity Analysis of Public Private Partnership Models for Thailand's EEC Highspeed Rails

Jessada Sresakoolchai ¹ and Sakdirat Kaewunruen ^{2*}

^{1,2} Birmingham Centre for Railway Research and Education, School of Engineering, The University of Birmingham, Birmingham B15 2TT, UNITED KINGDOM

*Corresponding author; E-mail address: s.kaewunruen@bham.ac.uk

Abstract

PPP (Public Private Partnership) becomes more common and popular nowadays due to the limitation of the budget of governments. Therefore, PPP is used as a tool to invest in infrastructure projects. Although PP has advantages, it has risks of applying PPP and they have to be considered carefully. This study uses the High-Speed Rail Linking 3 Airports, Thailand, as a case study and aims to study on the sensitivity analysis by considering the benefits and risks of PPP compared to the traditional approach. Construction phase and operation phase are considered because they are different in terms of cost and revenue when the project is managed as PPP and the traditional approach. An analysis is conducted by official documentation analysis, a financial analysis, and content analysis. Results from the study show that the construction cost is more sensitive affecting the achievement of the project than the revenue. Although PPP can overcome some limitations and provide some benefits which the traditional approach cannot do, there are also risks because PPP is more complex than the traditional approach which results in complex costs. To optimize the application of PPP, a good plan and practice are required. In addition, the government and the private sector must have a good collaboration to make sure that the project will provide a satisfying outcome.

Keywords: Public Private Partnership, High-Speed Rail Linking 3 Airports, Project Risk, Project Benefit, Traditional Approach.

1. Introduction

At present, the Thai government prioritizes and invests in infrastructure projects. For example, many railway projects are developed and included in the country development plan. However, these projects need high investment. The government

may not be able to invest in all projects because of the limited budget and the government has to take the risk alone.

PPP (Public-Private Partnership) plays a more important role in investment which needs high capital such as railway projects. Thailand has also started using this approach to invest in infrastructure projects. For example, BTS Skytrain, MRT Chaloe Ratchamongkhon line or MRT Blue line, and MRT Chaloe Ratchadham line and MRT Purple line [1]. The most recent PPP project is The High-Speed Rail Linking 3 Airports which connects 3 airports by high speed rail, Suvarnabhumi Airport, Don Mueang International Airport, and U-Tapao International Airport [2].

PPP is preferred because the public sector aims to retain political, legal and project selection risks, while the private sector aims to retain construction and operational risks. At the same time, the private and public sectors can share economic risks and market risks. Therefore, PPP is a good approach to operate projects. In addition, PPP can promote the smoothness of the project implementation because no party has to take care of too high risk [3]. In the view of the public sector, PPP can be used to generate the financial value and allocate risk to the private sector which has experience and expertise in a particular business. Moreover, the public sector can learn and receive technology from the private sector. In the view of the private sector, PPP can promote business opportunities because the private sector can advise the government on the efficient operation while some risk can be supported by the public sector such as some legal processes. For users, better service is provided because of the expertise of the private sector with the appropriate price of the public sector [1].

However, disadvantages and risks of PPP need to be considered by both the public and private sectors. One of the most important risks is cost and revenue because they are critical to the achievement of the project. Therefore, this study aims to study the risk of the project in terms of cost and revenue

by using the sensitivity analysis during the construction and operation phase of the project. The case study is the High-Speed Rail Linking 3 Airports, Thailand.

2. Background

2.1 The High-Speed Rail Linking 3 Airports, Thailand

The High-Speed Rail Linked 3 Airport Project uses existing structures and routes of existing ARL. This project applies standard gauge. The additional extensions are from Phayathai – Don Mueang and Lad Krabang – U-Tapao (Rayong). This project will connect 3 airports - Suvarnabhumi Airport, Don Mueang Airport, and U-Tapao Airport. The project is constructed on the existing right of way of SRT with a total distance of 220 km. The maximum line speed in Bangkok is 160 km/hr (Don Mueang Station to Suvarnabhumi Station) while the maximum line speed of the intercity line is 250 km/hr (Suvarnabhumi Station to U-Tapao Station). This project contains 9, namely, Don Mueang, Bang Sue, Makkasan, Suvarnabhumi, Chachoengsao, Chonburi, Sriracha, Pattaya, and U-Tapao.



Fig. 1 Concept of the High Speed Rail Linking 3 Airports Project [2]

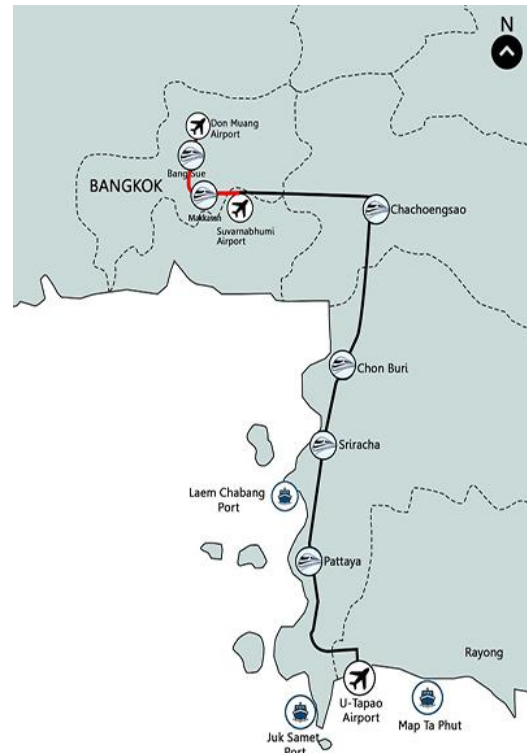


Fig. 2 The route of the High-Speed Rail Linking 3 Airports [2]

The cost of the project can be shown as follows:

Table 1 Cost of the High-Speed Rail Linking 3 Airports Project [4]

Cost components	Million THB	
	Public sector	Private sector
High Speed Rail		
Land acquisition	3,570	
Civil works		120,515
E&M		24,712
Rolling stocks (initial)		15,491
Others		4,430
Makkasan Land Development		
Makkasan area		40,193
TOD around HSR station		3,513
Public utility		1,449
Existing ARL cost		
Right to operate existing ARL		10,671
Existing ARL civil works	22,558	
Total	26,128	220,974

The duration of PP is 50 years while the construction phase spends 5 years and the project is planned to start operation in 2023.

The detail of the economic return is shown as follows:

Table 2 Detail of economic return of the High-Speed Rail Linking 3 Airports [2]

Detail	Value (Million THB)	Discount Rate
Financial Return	127,985	6.06% between 1 – 50 Years and Inflation 2.5% between 51 – 100 Years
Value of economic development	214,621	3%
More taxation	30,905	3%
Added-value of Eastern airport city development	150,000	
Social benefit: Reduction of the gas, time, accident and environmental impact	128,641	3%
Total	652,152	

2.2 Public Private Partnership (PPP)

Public private partnership (PPP) plays a more important role in the investment of the infrastructure at present because this kind of project needs high investment. PPP is a tool for investment due to some countries perhaps not having enough budget or governments not needing an unnecessary fiscal burden.

PPP is a method through which the government allows the private sector to participate in the investment. Normally, PPP is applied in public service projects to promote the efficiency of the implantation and service by focusing on the value of the service which is normally higher than the service provided by the government.

PPP can be classified into 3 categories as follows:

2.2.1 Build-Transfer (BT)

The public sector assigns the private sector to construct the project while the government takes care of funding and operation. The responsibilities of the private sector are to design, construct, and manage the construction cost.

2.2.2 Build-Operate-Transfer (BOT)

The public sector assigns the private sector to develop and operate the project besides the construction. The private sector has the right to operate the project within the period of time which is identified in the contract. At the end of the contract, the private sector has to transfer the right to the public sector.

2.2.3 Build-Own-Operate-Transfer (BOOT) or Build-Own-Operate (BOO)

The private sector is like the project owner. The private sector develops and operates the project under the specific duration of time according to the agreement before transferring the ownership back to the public sector.

In this case, the High-Speed Rail Linking 3 Airports is operated as PPP with a contract period of 50 years. The detail of the parties in the private sector in this PPP is shown as follows:

Table 3 Companies in PPP of the High-Speed Rail Linking 3 Airports [5]

Parties	Share (%)
Charoen Pokphand Holding Limited (CP)	70
Bangkok Expressway and Metro Public Company Limited (BEM) and CH Karnchang Public Company Limited (CK)	15
China Railway Construction Corporation Limited (CRCC)	10
Italian-Thai Development Public Company (ITD)	5

3. Literature review

PPP has played an important role in the development of public projects such as infrastructure development projects. This is because the limitation of the government's budget, so allowing the private sector to participate in the investment of the development can overcome this limitation. Although PPP has significant advantages, it cannot guarantee the success of the project. This is because it contains a number of uncertainties and risks from the complexity. Li et al [6] collected the relevant risks in PPP projects by classifying risks as a level which consists of micro, meso, and macro level risks. The micro-level risks within a PPP organization. The macro-level risks are ecology variables and the meso-level risks are somewhere between macro and micro levels. Risks also can be grouped as political risk, legal risk, project selection risk, construction risk, operation risk, economic risk, and market risk following categories [3]. One of the most significant benefits of applying PPP is assigning particular risks to the parties which can best deal with those particular risks. Although PPP is popularly used it cannot guarantee the success of the project. It is found that most PPP failures result from inappropriate risk allocation and a lack of information to make projects succeed in specific situations [7]. Transferring all risks to the private sector is not good practice [8]. Government of the Republic of Lithuania [9] studied 11 kindergarten PPP projects in Kazakhstan and found that

completely transferring risk to the private sector was expensive and significantly affected the over-budget situation for the public sector and value of PPP. In addition, it missed the opportunity to create incentives for operation quality improvement and take advantage of economies of scale. Therefore, it can be seen that proper risk sharing is the best way to optimize the benefits of applying the PPP approach.

4. Methodology

This study is performed by conducting a literature review to collect required data. Some data needs to be collected from the related agencies. However, if required data is confidential and cannot be provided or published, assumptions will be made by reviewing available data from other sources such as the World Bank or Asian Development Bank (ADB).

Some financial values of applying PPP are considered by financial analysis. Parametric analysis is used to study the sensitivity of the project. In addition, financial parameters are also considered to verify the attractiveness of the investment in this project and the expected return of the project.

5. Financial return of the project

From the EEC study, the financial return is 127,985 million THB [2]. This number is calculated based on the assumption that the discount rate is 6.06% between 1 – 50 years and inflation 2.5% between 51 – 100 years. To determine the financial return of the private sector, the financial return during the first 50 years operated by the private sector needs to be considered. It is assumed that the number of passengers and return are increased at the same rate. Therefore, the rate of increase needs to be considered.

According to the feasibility study of the project [4], the passenger forecast of the city line in 2023 will be 116,910 passengers/day and this increases to 231,250 passengers/day in 2073. Meanwhile, the intercity demand in 2023 is 65,630 passengers/day and increases to 155,130 passengers/day in 2073. From this information, the growth rate of ridership for the city line and the intercity line is 1.96% and 2.73% respectively. The average growth rate is 2.34%. Therefore, it is assumed that the growth of return is the same as the ridership. From this, discounted financial return can be estimated by setting the discount rate of 6.06% during the first 50 years and 2.5% during the next 50 years, the growth is 2.34% and the estimate of the

financial return in the first year of the operation is 1,945 million THB and the return in the 50th year is 6,041 million THB. Then, the NPV of the project during the first 50 years is expected to be 43,512 million THB. Fig. 3 shows the financial return of the project.

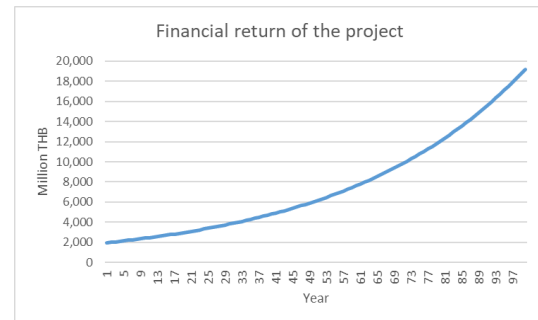


Fig. 3 Financial return and discounted financial return of the project

6. Sensitivity analysis of construction cost and revenue

From **Error! Reference source not found.**, the total investment of the project is 220,974 million THB. The government will subsidize the investment by 117,227 million THB [10]. That means the private sector needs to invest 220,974 - 117,227 = 103,747 million THB. CP as the main company in the party gets the special interest rate for the loan of 3% [11, 12]. Assuming that the private sector invests entirely using a loan, that means the private sector needs to pay for interest = $0.03 \times 103,747 = 3,112$ million THB per year. It should be noted that this amount does not include the value of time or discount rate. From Fig. 3, without the value of time, the total financial return of the project during the first 50 years is 181,100 million THB or 3,622 million THB per year.

To perform the sensitivity analysis, the construction will be varied. From the base case, the annual interest is 3,112 million THB while the annual revenue is 3,622 million THB. The result from the sensitivity analysis is shown in Table 4.

Table 4 Sensitivity analysis of interest and revenue by varying construction cost

% varied	Varied construction cost (million THB)	Invested by private (million THB)	Annual return (million THB)
50%	315,455	208,899	-2,645
45%	304,939	198,383	-2,330
40%	294,424	187,868	-2,014
35%	283,909	177,353	-1,699
30%	273,394	166,838	-1,383
25%	262,879	156,323	-1,068
20%	252,364	145,808	-752
15%	241,848	135,292	-437
10%	231,333	124,777	-121
8%	227,290	120,734	0
5%	220,818	114,262	194
0%	210,303	103,747	510
-5%	199,788	93,232	825
-10%	189,273	82,717	1,140
-15%	178,758	72,202	1,456
-20%	168,242	61,686	1,771
-25%	157,727	51,171	2,087
-30%	147,212	40,656	2,402

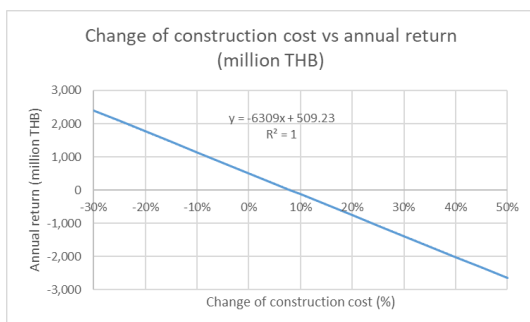


Fig. 4 Sensitivity analysis of Change of construction cost and annual return

From Table 4 and Fig. 4, the construction cost is varied. Then, the total cost is deducted by the subsidy from the government of 117,227 million THB and plus the cost of the right to operate ARL of 10,671 million THB. This amount is used to calculate interest when the interest rate is 3% per year. From the sensitivity analysis, the construction cost can increase up to 8% before the annual interest is higher than annual revenue and the private sector cannot pay for interest.

Table 5 Sensitivity analysis of interest and revenue by varying revenue

% varied	Varied revenue (million THB)	Annual return (million THB)
50%	5,433	2,321
45%	5,252	2,139
40%	5,071	1,958
35%	4,890	1,777
30%	4,709	1,596
25%	4,527	1,415
20%	4,346	1,234
15%	4,165	1,053
10%	3,984	872
5%	3,803	691
0%	3,622	510
-5%	3,441	328
-10%	3,260	147
-14%	3,112	0
-15%	3,079	-34
-20%	2,898	-215
-25%	2,716	-396
-30%	2,535	-577

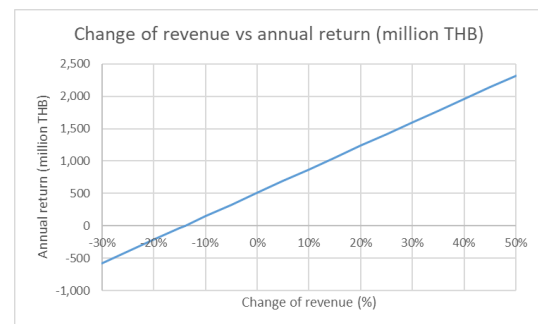


Fig. 5 Sensitivity analysis of Change of revenue and annual return

From the same principle, the revenue is varied to analyze the sensitivity of the project. From Table 5 and Fig. 5, if the revenue or the ridership decreases by 14%, the annual revenue and annual interest will be the same. If the revenue decreases more than 14%, the private sector will suffer from paying interest which higher than the revenue.

According to the sensitivity analysis, the project is more sensitive to the construction cost. When considering the change in construction cost and revenue, the construction can increase by 8% while the revenue can decrease by 14%. This is because the construction cost of this project is very high. Therefore, the cost control of this project is significant and needs to be focused on. However, please be noted that the revenue used in this study is only from the primary revenue or train tickets only. The

secondary revenue such as TOD or area development is not included.

7. Effect of interest

One of the most risky factors of this project is the interest. If the private sector borrows a lot of money, the private sector needs to pay high interest. Although CP requested the government for privileges to pay by installments for the right to operate the existing ARL for 11 years with an interest rate of 3% instead of paying immediately and to pay for the rent of Makkasan and Sri Racha lands when there is revenue, the requests were denied.

The private sector needs to invest 103,747 million THB. Assuming that the private sector invests without borrowing money, the payback of this project is 36 years according to the calculation in Section 6.

In reality, the interest rate is not a flat rate but it should be calculated by the remaining principal. In addition, the amount of the loan is also limited by the revenue in the first year. For these 2 issues, each will be analyzed in detail as follows. First, interest should be considered as an effective rate where the interest decreases according to decreasing principal. Second, the maximum loan is limited by the interest. In this case, the revenue of the first year is 1,945 million THB so the maximum loan is $1,945/0.03 = 64,831$ million THB. From these 2 issues, the sensitivity analysis is conducted and results can be shown in Fig. 6 and 7.

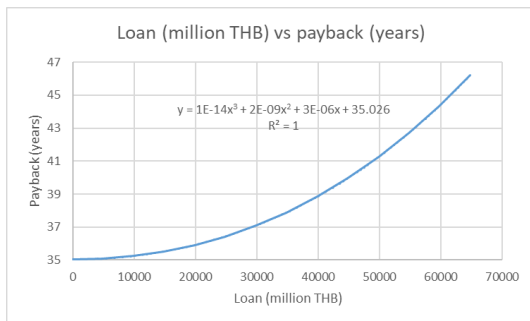


Fig. 6 Sensitivity analysis of varied loan and payback

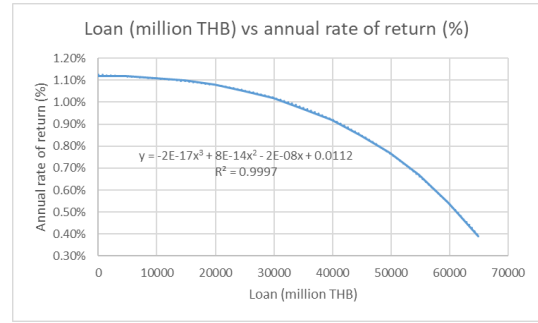


Fig. 7 Sensitivity analysis of varied loan and the annual rate of return

From the concept in Section 7 and the method of sensitivity analysis in Section 6, the sensitivity analysis of the construction cost and revenue with different amount of loan can be conducted. The best and worst scenario will be considered when the best scenario is when loan = 0 million THB and the worst scenario is when loan = 64,831 million THB. The relationships between varied construction cost, varied revenue, and the annual rate of return are shown in Fig. 8 and 9.

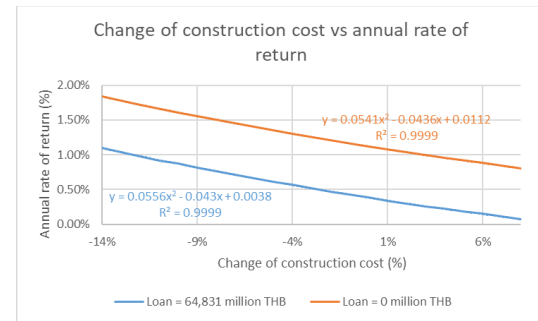


Fig. 8 Sensitivity analysis of varied construction cost and the annual rate of return

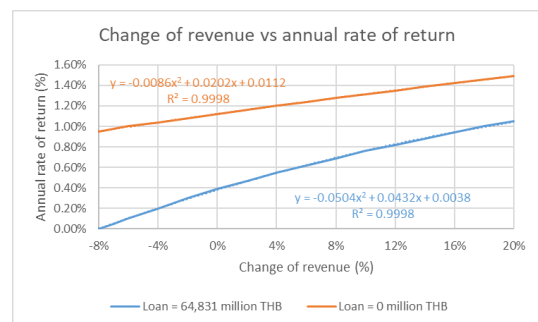


Fig. 9 Sensitivity analysis of varied revenue and the annual rate of return

From the above, it can be seen that, in case of the worst scenario, the construction cost is also more sensitive compared with the revenue. This is conformed to the results in Section 6.

From Fig. 8 and 9, the construction cost can increase up to 9% while the revenue can decrease up to 8% to make the rate of return equal to 0. However, the difference of the effect on the achievement of the project is lower. From Section 6, the construction cost can increase up to 8% while the revenue can decrease up to 14%. This is because, in Section 6, the effective rate of interest is not considered.

8. Conclusion

In this study, the authors perform the sensitivity analysis of applying PPP in the EEC Highspeed Rails project. The case study is the High-Speed Rail Linking 3 Airports, Thailand. The study considers the construction and operation phases of the project. This study is conducted by collecting data from the literature review, related agencies and published data. The analysis is performed by financial analysis and content analysis.

From the study, the main factors which used to indicate the achievement of the project are the cost and revenue. In this study, the construction cost is representative of the cost because it is the high investment and the data is currently available. For the revenue, the primary revenue of the project or the ticket fee is considered. Both the construction cost and the revenue are varied to do the sensitivity analysis. It shows that the construction cost is more sensitive than the revenue affecting the achievement of the project, this is because the investment cost of the project is very high. A little change in the construction cost can highly affect the total cost of the project. In addition, another factor affecting the achievement of the project is the amount of loan. If the private sector uses a high amount of loan to invest in the project, the overall return will decrease due to the interest. The amount of loan is also limited by the revenue in the first year of the operation. This is because the interest should not exceed the revenue of each year otherwise the private sector will not be able to pay for the interests by using the revenue from the project. However, please be noted that this study only considers the primary revenue only. The private sector can improve the financial situation of the project by generating additional revenue from TOD or commercial area development.

Acknowledgements:

The authors are sincerely grateful to the European Commission for the financial sponsorship of the H2020-RISE Project No.

691135 “RISEN: Rail Infrastructure Systems Engineering Network”, which enables a global research network that tackles the grand challenge of railway infrastructure resilience and advanced sensing in extreme environments (www.risen2rail.eu) [13]. The second author wishes to thank the Australian Academy of Science and the Japan Society for the Promotion of Sciences for his Invitation Research Fellowship (Long-term), Grant No. JSPS-L15701 at the Railway Technical Research Institute and The University of Tokyo, Japan.

References

- [1] National Science Technology and Innovation Policy Office, *PUBLIC-PRIVATE PARTNERSHIP*, in *HORIZON MAGAZINE*. 2015.
- [2] The Eastern Economic Corridor Policy Committee, *The High Speed Train*. 2018.
- [3] Ogunbode, E., Risk Management in Public Private Partnership Building Construction Projects. Vol. 2. 2016. 39-48.
- [4] State Railway of Thailand, Feasibility study report of High-Speed Rail Linking 3 Airports Project. 2017.
- [5] InfoQuest, Competition between CP and BSR in The High-Speed Rail Linking Three Airports. 2018.
- [6] Li, B., A. Akintoye, and C. Hardcastle. Risk analysis and allocation in public private partnership projects. in 17th Annual ARCOM Conference. 2001. University of Salford: Association of Researchers in Construction Management.
- [7] Chou, J.-S. and D. Pramudawardhani, Cross-country comparisons of key drivers, critical success factors and risk allocation for public-private partnership projects. *International Journal of Project Management*, 2015. 33(5): p. 1136-1150.
- [8] Mouraviev, N. and N.K. Kakabadse, Risk allocation in a public-private partnership: a case study of construction and operation of kindergartens in Kazakhstan. *Journal of Risk Research*, 2013. 17(5): p. 621-640.
- [9] Government of the Republic of Lithuania, PPP Advantages and Disadvantages, S.b. institution, Editor. 2015.
- [10] Bunloet, B., Suffering of CP from interest of HSR 3 airports in Komchadluek. 2019.
- [11] Komchadluek, 'HSR linking 3 airports' CP group is carrying enormous interest. 2019.

- [12] Kaewunruen S, Sussman JM and Einstein HH (2015) Strategic framework to achieve carbon-efficient construction and maintenance of railway infrastructure systems. *Front. Environ. Sci.* 3:6. doi: 10.3389/fenvs.2015.00006
- [13] Kaewunruen S, Sussman JM and Matsumoto A (2016) Grand Challenges in Transportation and Transit Systems. *Front. Built Environ.* 2:4. doi: 10.3389/fbuil.2016.00004